

## SPECIFICATIONS



47LV35A-5B.APD

55LV35A-5B.APD

		47LV35A-5B.APD	55LV35A-5B.APD	
PANEL	Screen Size (Diagonal)	47"	55"	
	Panel Technology	IPS	IPS	
	Aspect Ratio	16 : 9	16 : 9	
	Native Resolution	1,920 x 1,080 (FHD)	1,920 x 1,080 (FHD)	
	Brightness	450cd/m <sup>2</sup>	500cd/m <sup>2</sup>	
	Contrast Ratio	1,200:1	1,400:1	
	Dynamic CR	500,000 : 1	500,000 : 1	
	Viewing Angle (H x V)	178 x 178	178 x 178	
	Response Time	12ms (G to G)	12ms (G to G)	
	Surface Treatment	Hard coating (3H), Anti-glare treatment of the front polarizer (Haze 1%)	Hard coating (3H), Anti-glare treatment of the front polarizer (Haze 10%)	
Life time	50,000 Hrs	60,000 Hrs		
Orientation	Portrait & Landscape	Portrait & Landscape		
CONNECTIVITY	Input (Rear)	Digital	DVI-D (1), HDMI (1) with HDCP for all input	DVI-D (1), HDMI (1) with HDCP for all input
		Analog	RGB (1), Component (RGB Shared), AV (RGB Shared)	RGB (1), Component (RGB Shared), AV (RGB Shared)
		Audio	-	-
		External Control	RS232C (1), RJ45 (1), IR Receiver (1)	RS232C (1), RJ45 (1), IR Receiver (1)
	Output (Rear)	USB	USB 2.0 (1)	USB 2.0 (1)
		Digital	DVI-D (1)	DVI-D (1)
		Audio	-	-
		External Control	RS232C (1)	RS232C (1)
PHYSICAL SPECIFICATION	Color	Black	Black	
	Bezel Width	3.2mm (left/top) / 1.7mm (right/bottom)	2.25mm (left/top) / 1.25mm (right/bottom)	
	Monitor Dimension (W x H x D)	1,044.9mm x 590mm x 89.9mm	1,213.4mm x 684.2mm x 88.5mm	
	Weight (Head)	16.5kg	23kg	
	Carton Dimensions (W x H x D)	1,164mm x 765mm x 239mm (Box outer size)	1,337mm x 828mm x 239mm (Box outer size)	
	Packed Weight	21.5kg	30kg	
	Handle	Yes	Yes	
	VESA™ Standard Mount Interface	600mm x 400mm	600mm x 400mm	
	SPECIAL FEATURES	Temperature Sensor	Yes	Yes
		Cooling FAN	No	No
Tile Mode		Yes, Up to 15 x 15	Yes, Up to 15 x 15	
Natural mode @Tile mode		Yes	Yes	
Source Selection		Digital (HDMI / DVI) / Analog (RGB) / Component / USB	Digital (HDMI / DVI) / Analog (RGB) / Component / USB	
Brightness / Contrast / Backlight		Yes	Yes	
Position / Size		Yes	Yes	
Auto Config / Phase		Yes	Yes	
ISM Method		Normal, Color Wash	Normal, Color Wash	
Input Label		Yes	Yes	
Auto Power / Source Memory		Yes	Yes	
DPM Select		Yes (Installation Menu)	Yes (Installation Menu)	
Energy Saving		Yes, Off / Minimum / Medium / Maximum / Screen Off	Yes, Off / Minimum / Medium / Maximum / Screen Off	
Smart Energy Saving		Yes	Yes	
ENVIRONMENT CONDITIONS		Operation Temperature	0°C - 40°C	0°C - 40°C
	Operation Humidity	10% - 80%	10% - 80%	
	Power Supply	100-240V~, 50/60Hz	100-240V~, 50/60Hz	
POWER	Power Type	Built-in Power	Built-in Power	
	Power Consumption	Typ.	130W	160W
		Smart Energy Saving	85W	90W
		DPM	0.7W	0.7W
		Power Off	0.5W	0.5W
	STANDARD (CERTIFICATION)	Safety	UL / cUL / CB / TUV / KC	UL / cUL / CB / TUV / KC
EMC		FCC Class "A" / CE / KCC	FCC Class "A" / CE / KCC	
ErP / Energy Star		NA / Yes (Energy Star 6.0)	NA / Yes (Energy Star 6.0)	
MEDIA PLAYER COMPATIBILITY	External Media Player Attachable	Yes	Yes	
SOFTWARE COMPATIBILITY	SuperSign-W/Lite	Yes	Yes	
	SuperSign-C	Yes	Yes	
ACCESSORY	Accessory	Remote Controller, Power cable, DVI Cable, Manual, IR Receiver, RS-232C Cable, Guide Bracket, Screw	Remote Controller, Power cable, DVI Cable, Manual, IR Receiver, RS-232C Cable, Guide Bracket, Screw	
	Optional Accessory	Wall Mount (Landscape : WM-L640V, Portrait : WM-P640V) Frame Kit (Horizontal : FK-47V10, Vertical: FK-47V20)	Wall Mount (Landscape : WM-L640V, Portrait : WM-P640V) 600 x 400 (AP-WX60)	



# Super Narrow Bezel VIDEO WALL DISPLAY LV35A-5B.APD

47LV35A-5B.APD | 47" CLASS

55LV35A-5B.APD | 55" CLASS



### Super Narrow Bezel

47LV35A-5B.APD : 4.9mm

55LV35A-5B.APD : 3.5mm

### Lighter & Thinner Cabinet

47LV35A-5B.APD : Weight 16.5kg, Depth 89.9mm

55LV35A-5B.APD : Weight 23kg, Depth 88.5mm

### Higher Brightness Uniformity 80%

### Dynamic Video-wall Configuration

Video Wall S/W to freely configure the layout and content

### Free S/W for Remote Monitor & Control

Remotely monitor display status & control

24/7 Operation

### Brightness

47LV35A-5B.APD : 450cd/m<sup>2</sup>

55LV35A-5B.APD : 500cd/m<sup>2</sup>

Portrait & Landscape Mode

### Interfaces

RGB in, HDMI in, DVI in,  
RS232C in/out, RJ45, USB

## DISPLAY

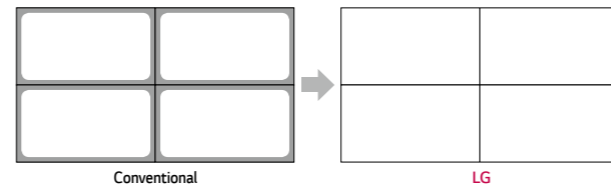
### Super Narrow Bezel

47" super narrow bezel 4.9mm and 55" super narrow bezel 3.5mm video wall displays create visually stunning digital wall that is easily installed, maintained and managed.



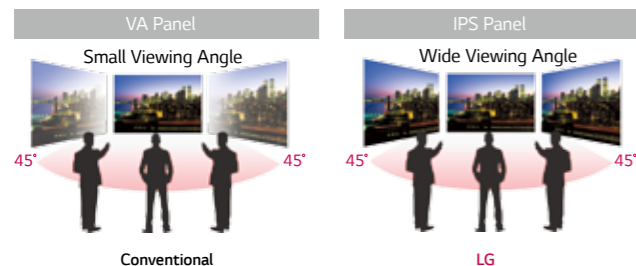
### Higher Brightness Uniformity

Brightness uniformity 80% ensures high-quality image delivered across displays.



### Wide Viewing Angle

IPS panels have the better control of liquid crystal and in consequence, it allows you to watch the screen virtually at any angle.



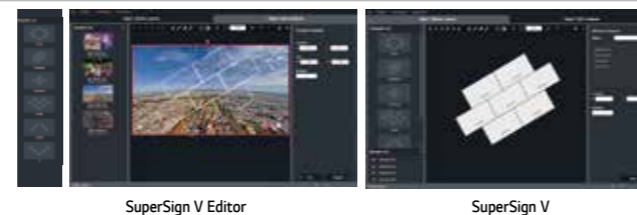
### Temperature Resistent Panel Temperature



## SOFTWARE

### SuperSign V for Dynamic Layout

- Use given templates to configure video wall layout easily
- Rotate, cut and edit content according to a defined layout
- Flexible content editing in various layouts is viable
- Scheduled-based content playback based on time and day
- Distribute content to media players as well



### Free SuperSign C for Advanced Color Adjustment

- Intuitive GUI in SuperSign C S/W allows to measure and adjust color and brightness instantly on display
- Automatic white balancing of a video-wall display using a sensor

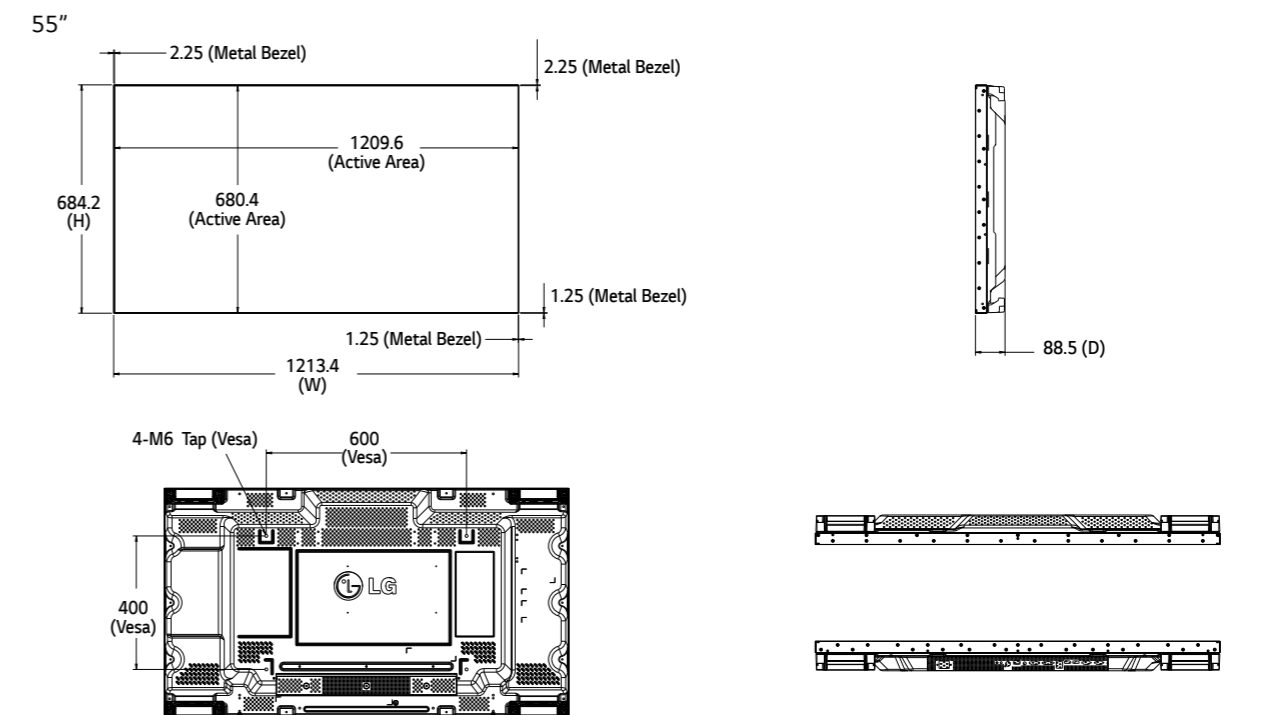
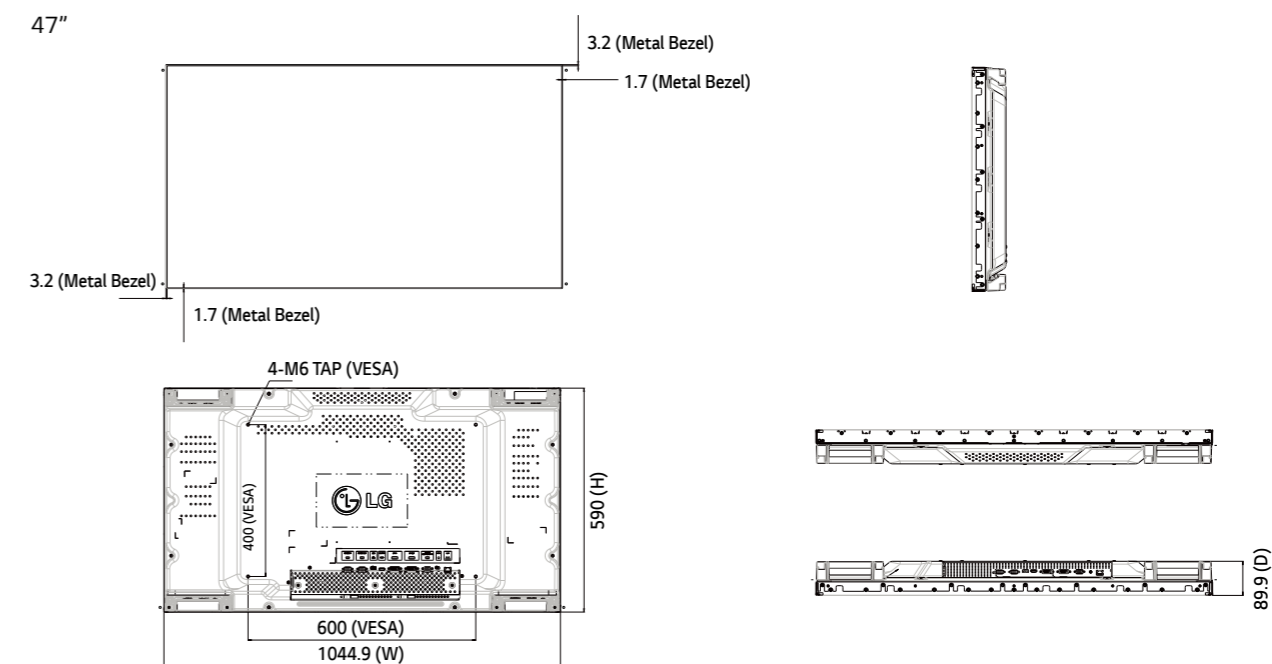


### Free SuperSign C for Remote Monitor and Control

Intuitive GUI-based Remote Monitoring & Control via the networks and RS232 connection feature in SuperSign C S/W.



## DIMENSION (unit : mm)



## INTERFACE

